

AUTOMOTIVE AND LIGHT TRUCK GENERAL SERVICE
100% DESIGNED AND BUILT IN NORTH AMERICA




LIGHT DUTY 4 POST ALIGNMENT OR SERVICE 15,000 LB. / 6.8T CAPACITY

THE TLS DIFFERENCE


- * PREMIUM 1/2" (12.3MM) CABLES / 9" (229MM) MACHINED STEEL PULLEYS
- * RUNWAYS LIFT HIGHER & COLLAPSE LOWER
- * PREMIUM POWDER COAT & GREASE FITTINGS AT ALL PULLEY PINS
- * LEVEL NON FLEX DOUBLE WALL RUNWAYS WITH "Z" RAILS
- * BUILT IN NORTH AMERICA WITH PREMIUM COMPONENTS




OPTIONAL ACCESSORIES




- Heavy duty 7,500 lb. (3.4T) Jacking beam
TLS-RJ75HD 5 yr. parts warranty



- Stainless Steel Turnplates TLSSTP



- Shatterproof 24V LED Lighting kit shuts off automatically before reaching the floor
#TLSLED



- Removeable Runway Step Platforms with non slip surface #TLSMWS



**4 POST ALIGNMENT
15,000 LB./ 6.8T CAPACITY**

**ALIGNMENT TLS415ALCRx1 / EXTENDED TLS415ALCXx1
SERVICE TLS415FDCRx1 / EXTENDED TLS415FDCXx1**

AT TLS OUR GOAL IS TO BUILD LIFTS THAT LAST LONGER, PERFORM BETTER AND COST LESS TO OPERATE

| CATEGORY | CLOSED FRONT FOUR POST WHEEL ALIGNMENT | |
|----------|--|----------------------------|
| | CAPACITY | 15,000 lb. (6.8T) |
| A | RAISED HEIGHT | 75" (1905mm) |
| B | LOWERED HEIGHT | 8 3/8" (213mm) |
| C | OVERALL LENGTH EXTENDED | 2871/2 (7303mm) |
| C | OVERALL LENGTH STANDARD | 260 1/2" (6617mm) |
| D | DECK LENGTH EXTENDED | 238" (6045mm) |
| D | DECK LENGTH STANDARD | 211" (5359mm) |
| E | WIDTH BETWEEN RUNWAYS | 41" (1041mm) |
| F | RUNWAY DECK WIDTH | 23" (584mm) |
| G | OVERALL WIDTH FRONT/REAR | 137 1/2" (3493mm) |
| H | MAX COLUMN HEIGHT | 86" (2184mm) |
| | MIN. 4 WHEEL ALIGNMENT WB | 84" (2234mm) |
| | MAX. 4 WHEEL ALIGNMENT WB | 164 1/2" (4178mm) |
| | MAX. 2 WHEEL ALIGN. WB EXT. | 209" / 5309mm |
| | MAX 2 WHEEL ALIGN. WB STANDARD | 182" / 4623mm |
| | LIFT TIME | 70 seconds |
| | POWER REQUIREMENTS | 230V - 60Hz - 1Ph - 25 amp |
| | JACKING BEAM CAPACITY | 7,500 LB. (3.4T) |
| | SHIPPING WEIGHT | 4750 lb. (2159 kg) |

FEATURES

- Built to higher quality standard; 100% North American made - premium US Bucher 2HP / 1.5kw power unit.
- Corrosion resistant protection - steel components are wheel-a-brator shot blasted and acid washed before a "double bake" powder coat finish is applied.
- Superior structural strength provides longer life and more precise alignments - Non flex double wall 23" / 584mm wide runways with built in "Z" rail. Heavy duty 10" x 8 3/8" x 1/8" wall / 254mm x 213mm x 3.2mm wall columns and 3" x 6 x 1/4" / 72mm x 210mm x 6.4mm tube traverse beams.
- Greater flexibility with more models to chose from - Available in two runway lengths with built in wheel alignment or service deck. Lift can be ordered in red or blue.
- Premium options and accessories can expand the capabilities and service life - Stainless steel radius plates and rear steer plates, built in tire inflation hoses, removable work steps, LED runway lighting and premium long life 5 year warranty HD jacking beams
- Lower maintenance costs - Zirk style grease fittings at all 1 1/2" / 38mm plated hinge pins. Runway under rear slip plates is open to prevent water and dirt collecting. Thirty-two 7/8" / 875mm enclosed plated steel slip plate balls provide better support with minimal maintenance .
- Extended Life "Non Twist" Cable design - Machined steel nickel plated 9" / 229mm pulleys with bronze self lubricating bushings. Non spin fatigue resistant 1/2" / 12.3 mm cables are routed on double stacked pulleys (versus four stacked) to reduce stress and wear.
- Low pressure hydraulics provides longer life - 4" ID x 65" / 102mm ID x 1651mm cylinder is mounted under the runway and use a premium "Parker" seal and wear ring with chrome plated plunger shaft.
- Designed for optimum productivity - Single point control with stainless steel cylinder air releases engage 11 locking positions. Adjustable locking ladders 81" x 6" x 5/16" 2057mm x 70mm x 7.9 mm thick allow for accurate levelling. Power unit can be mounted on a front or rear column. Built in runway compressed air outlets front and rear

Disclaimer: TLS Inc. is constantly updating their products to maintain the highest possible standards of performance and safety. The specifications included in this brochure are only accurate at the time of printing and are subject to change without notice.


ADDITIONAL FEATURES



Open runway slots under rear slip plates

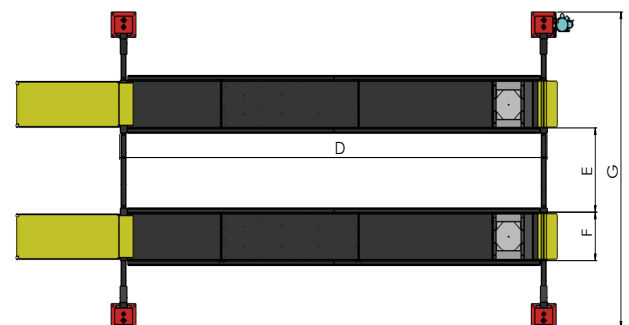



Pulley and cables



Double wall deck with Z rail

EQUIPMENT FOOTPRINT



CONTACT US NOW

WWW.TLSLIFTS.COM OR CALL (877) 799-5438

